


ACCESSDECK - Technical Guide




I. GENERAL CHARACTERISTICS

AccessDeck, panel system for modular access

AccessDeck is a High-Density Polyethylene panel system (HDPE) which allows the circulation of pedestrians, people with reduced mobility and vehicles (handles up to 80 tons) on soft grounds.

CONTENT

- I. General Characteristics
- II. Product accessories
- III. Applications and installation conditions
- IV. Resistance tests
- V. Warranty



DIMENSIONS :

Width: 1.22 m

Length: 1.83 m

Thickness: 12.7 mm

Weight: 28 KG

Load capacity: 35 tons/sqm (AccessDeck panel system ease the circulation of vehicles)

Colour: Grey

Material: High-Density Polyethylene (HDPE)

Key advantages:

- Reversible: one side suitable for pedestrians, another side suitable for heavy vehicles (such as compactors)
- UV and shocks resistance
- Ideal for sand, grass, gravels and ground
- No maintenance
- Easy to install and remove (see last page for technical guide)
- No maintenance
- Anti-slip panel system
- Firm surface
- Long-lasting system and dirt resistance



No particular maintenance is necessary. It is an ideal solution for a temporary use. We can clean the panels with a high-pressure water jet.

II. PRODUCT ACCESSORIES

Stakes :

Stakes are provided to ease the installation of AccessDeck. Stakes are galvanized and 50 cm long to easily penetrate the soil and the loops.



Connectors:

To connect AccessDeck panels together and maintain a firm surface, we provide metal connectors. Stakes are not

METAL CONNECTORS

To connect panels together :



Double Metal Connectors :



WE ALSO OFFER BOLT CONNECTORS (OPTIONAL)

Bolt connectors to connect panels together



Double Bolt Connectors

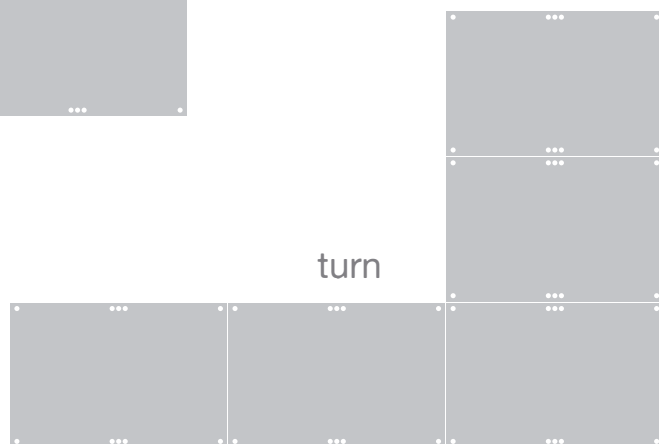




necessary on firm surfaces. We offer the possibility to cut the panels to adapt to your configuration.

III. APPLICATIONS AND INSTALLATION CONDITIONS

AccessDeck ensures stability on soft grounds like sand, grass, gravels and snow. They are designed to provide comfort for barefoot users. Pedestrians, people with reduced mobility but also heavy vehicles can circulate on AccessDeck.

Pathway



Platform

With their 10 holes, the AccessDeck panels offer a great modularity and can be adapted to many configurations: pathways, platforms, crossroads etc. (see patterns below).

AccessDeck can be easily installed by one or two persons: a section of 100 meters long can be installed in 1 hour.

IV. RESISTANCE TESTS

CHEMICAL PROPERTIES:

<i>Density:</i>	0.955 g/cc
<i>Melt Index (condition 190°C/2.16 KILOS):</i>	0.25 g/ 10 minutes
<i>Class of polyethylene:</i>	group 2, class 3, rank 5

MECHANICAL PROPERTIES:

<i>Tensile strength:</i>	27.6 MPa
<i>Elongation at break:</i>	>600%
<i>Tensile IMPact Strength:</i>	147 KJ/m ²
<i>Notched Izod IMPact Strength:</i>	159 J/m
<i>Compressive Stress:</i>	10.3 MPa
<i>ESCR, Condition A:</i>	45H
<i>ESCR, Condition B:</i>	35H
<i>Durometer Hardness:</i>	64 Shore D
<i>Coefficient of Friction, Static:</i>	0.31
<i>Coefficient of Friction, Kinetic:</i>	0.22

THERMAL PROPERTIES:

<i>Coefficient of Linear Thermal Expansion:</i>	1.26 X 10 ⁻⁴ cm/cm/°C
<i>Decomposition Temperature:</i>	345°C
<i>Vicat Softening Temperature:</i>	125°C
<i>Heat Deflection Temperature @66 psi:</i>	77°C
<i>Brittleness Temperature:</i>	<-84°C
<i>Glass Transition Temperature:</i>	-125°C
<i>Continuous Use Temperature:</i>	-73°C to 82°C
<i>Thermal Conductivity:</i>	.35W/m-°K
<i>Burn Rate:</i>	25.4mm/min
<i>Ignition temperature, Flash conditions:</i>	341°C
<i>Flame spread:</i>	98
<i>Smoke Developed:</i>	350
<i>Fire rating:</i>	UL94HB

ELECTRICAL PROPERTIES:

<i>Dielectric Strength:</i>	20.1 KV/mm
<i>Dielectric Constant:</i>	2.35

Volume resistivity:

>6 X 10¹⁵ ohm-cm
V. WARRANTY

Accessrec Europe offers a two (2) year warranty starting at the date of your Purchase Order. This warranty only covers manufacturing defects of the product. Alterations related to normal use are not considered as manufacturing defects. Damages caused by vandalism or the passage of vehicles (others than the one corresponding to the intended or expected use of the product) are not covered by the warranty.

The warranty does not cover:

- The normal use of AccessDeck
- Improper care, operation, maintenance and storage of AccessDeck.
- An accident or natural disaster.
- Modifications that have been made without written consent of Accessrec Europe.
- Maintenance and transports costs that can be necessary if reparations are required.

If you are not satisfied by the intended conditions or reparations that have been made, please contact directly Accessrec Europe. Products may not be returned without consent from Accessrec Europe. The two (2) year limited warranty is applicable to the original purchaser only.

VI. RÉFÉRENCES



Grau du Roi, Gard



New Jersey, USA



jusqu'à 35T/m²
up to 35T/sqm

28 KG

PLAQUE / DECK

CONNEXION / CONNECTION

SUR SABLE / ON SAND

